

Quilt as Desired

Select the quilting solution that suits your needs. Looking for a sit-down machine with stitch regulation? Need a frame model large enough to handle 115" size quilt projects? The BERNINA Longarm machines offer multiple configurations so you can quilt as desired.

Quilt BIG

The BERNINA Q 20 comes standard as a sit-down model machine. The generous freearm depth and height provide ample space for managing your larger quilts.

The BERNINA Q 24 is designed as a frame model machine with even more room for your largest projects. The 10' BERNINA frame offers more quilting space than usual – you can quilt a 115" sized quilt on it. The frame with a sturdy single rail system is ideal for all of your quilting needs. Take full advantage of the 24" freearm depth.



Unique Models

BERNINA offers the flexibility to design a system that meets your needs. Select from the following:

- 20" sit-down model
- 20" frame model
- 24" frame model



BERNINA Q 20 and Q 24 Feature List – Frame or Table Version

Technical Data	Q 24	Q 20
Throat space	610mm (24")	508mm (20")
Screen	109mm (4.3")	
Throat space area fully illuminated with LEDs	Yes	
Operating system	Touch	
Hook system	M Class Rotary Hook	
Threader	Semi-automatic	
Thread tension	Electronic	
Presser foot lift	Electronic	
Thread indicator	Upper Thread	
BERNINA Longarm Stitch Regulator functionality	Dual Stitch Regulators	
Connection (basic)	USB host/slave	
Connection (additional purpose)	HDMI	
Update-able	Yes	

Sewing	Q 24	Q 20
Sewing speed maximum	2,200 spm	
Stitch length minimum	1.05mm (24 SPI*)	
Stitch length maximum	25.4mm (1 SPI*)	
Personal Program	Yes	
On-board bobbin winder	Yes	
Compatible with domestic machine needles	Yes	
Compatible with BERNINA free-motion feet	Yes	

Standard Accessories	Q 24	Q 20
Standard presser foot	Free-motion Foot #9	
Instructional DVD	Yes	
Metal accessory box	Yes	

* Stitches per inch

Optional Frame System Accessories



Pantograph Kit (Screen, Laser, and Handles)

The pantograph kit includes everything you need to easily stitch edge-to-edge designs. Stitch beautiful motifs following commercial pantographs or patterns as well as your own creations.

- Pantograph handles (attach to back of machine)
- Rear touch screen
- Laser light
- Metal stylus
- Holder for laser light and stylus
- Sample pantograph
- Transparent plastic foil



Ruler Work Kit

With the ruler work kit you have all you need to work with rulers. The extension table (ruler base) for ruler support and the corresponding foot are ideal to move the machine along the edge of the ruler. Kit includes:

- Ruler foot #96
- Ruler base
- Ruler



Frame Casters

Fit your frame with casters for easy repositioning. Each caster can be locked to secure the frame in place.

Hydraulic Lift Control

The hydraulic lift is the most comfortable way to be flexible when it comes to the height of your frame. Just press a button to change the height.

Additional Shelving

The additional shelving underneath provides extra storage space.

Batting Roll

The batting roll holds the batting for easy storage and placing while quilting.

Channel-Lock

Use the channel locks for locking the X and Y axis of your machine and carriage.

Optional Machine Accessories

Twin Needle Stitch Plate

Use a twin needle and the Twin Needle Stitch plate to achieve interesting ribbon-like effects. Experiment with two colors or shades of thread to produce a three dimensional appearance.

Horizontal and Vertical Spool Holders

The horizontal and vertical spool holders provide additional room to hold your favorite colors close by. The vertical spool holder can hold two more thread spools on top of the machine, and the horizontal spool holder holds one more spool on the left side.



Compatible with BERNINA Free-motion Feet

- Embroidery Foot #15
- Free-motion Embroidery Foot #24
- Teardrop Embroidery Foot #26
- Quilting Foot #29
- Free-motion Couching Foot #43
- Echo-quilting and CutWork Foot #44C
- Ruler Foot #96



BERNINA

1 needle threader

3 regulated
stitch modes


1 digital thread
tension adjustment

12 custom quilted
blocks completed

1 big dream fulfilled



THINK BIG



Introducing BIG

The dream of creating a machine simple enough for a beginner to master and robust enough for the professional is embodied in the BERNINA Q 20 and Q 24 Longarm machines.

Dream BIG

BERNINA is excited to share with you the fulfillment of a vision that was 120 years in the making. A long history of innovation blended with a wealth of quilting expertise is brought together in a machine that will meet the demands of discerning quilters everywhere. From the very first stitch, you will appreciate the thought behind every detail.

Confidently finish your large quilt projects, explore art-quilting, or enter a quilt competition. BERNINA is the perfect partner for home or studio.



Table for BERNINA Q 20: Form and Function

Designed to elegantly handle the speed and weight of the Q 20 for optimal performance with style.

- | | |
|---------------------------|---|
| – Table size basic | 0.91 × 1.15 m (approximately 36" × 45") |
| – Table size expanded | 0.91 × 1.96 m (approximately 36" × 77") |
| – Variable working height | 0.75 m (approximately 30") |
| – Total weight incl. Q 20 | 120 kg (265 lbs) |
| – Generous storage space | |



Table Colors

Choose from two standard colors:

- | | |
|---|---|
|  English White Ash |  Asian Golden Teak |
|---|---|

Additional optional colors available:


- | | |
|--|---|
|  American Birdseye Maple |  American Walnut |
|  North American Oak |  Brazilian Cherry |
|  Canadian Maple |  African Ebony |

Frame: Strength and Style

For quality machine performance you need a quality frame, robust enough to handle the size and speed of the BERNINA Longarm machines.

- | | |
|---------------------------|--|
| – Size (length × depth) | 3.55 × 1.2 m (approximately 140" × 47") |
| – Variable working height | 0.9 to 1.2 m (approximately 35" to 47") |
| – Total weight incl. Q 24 | Approximately 150 to 180 kg (330 to 397 lbs) |

Optional: Hydraulic Lift Control



Ergonomics

The machine can be fully operated from the front and it has two handwheels (front and back).

BERNINA Longarm Stitch Regulation

Master hand-guided quilting quickly with the assistance of the integrated BERNINA Longarm Stitch Regulator, available on sit-down and frame models. The BERNINA Longarm Stitch Regulator is simple to activate and customizable using the machine's touch screen. A manual mode with no stitch regulation is also available.

Think BIG – Machine Features

Integrated bobbin winder

The on-board bobbin winder makes it convenient to wind coordinating bobbin threads for your projects.

Unique threading path

The thoughtfully positioned thread stand and forward threading path are easy to reach and easy to follow.

Unique user interface

Machine settings and functions are controlled using an intuitive touch screen navigation system.

Unique tension control

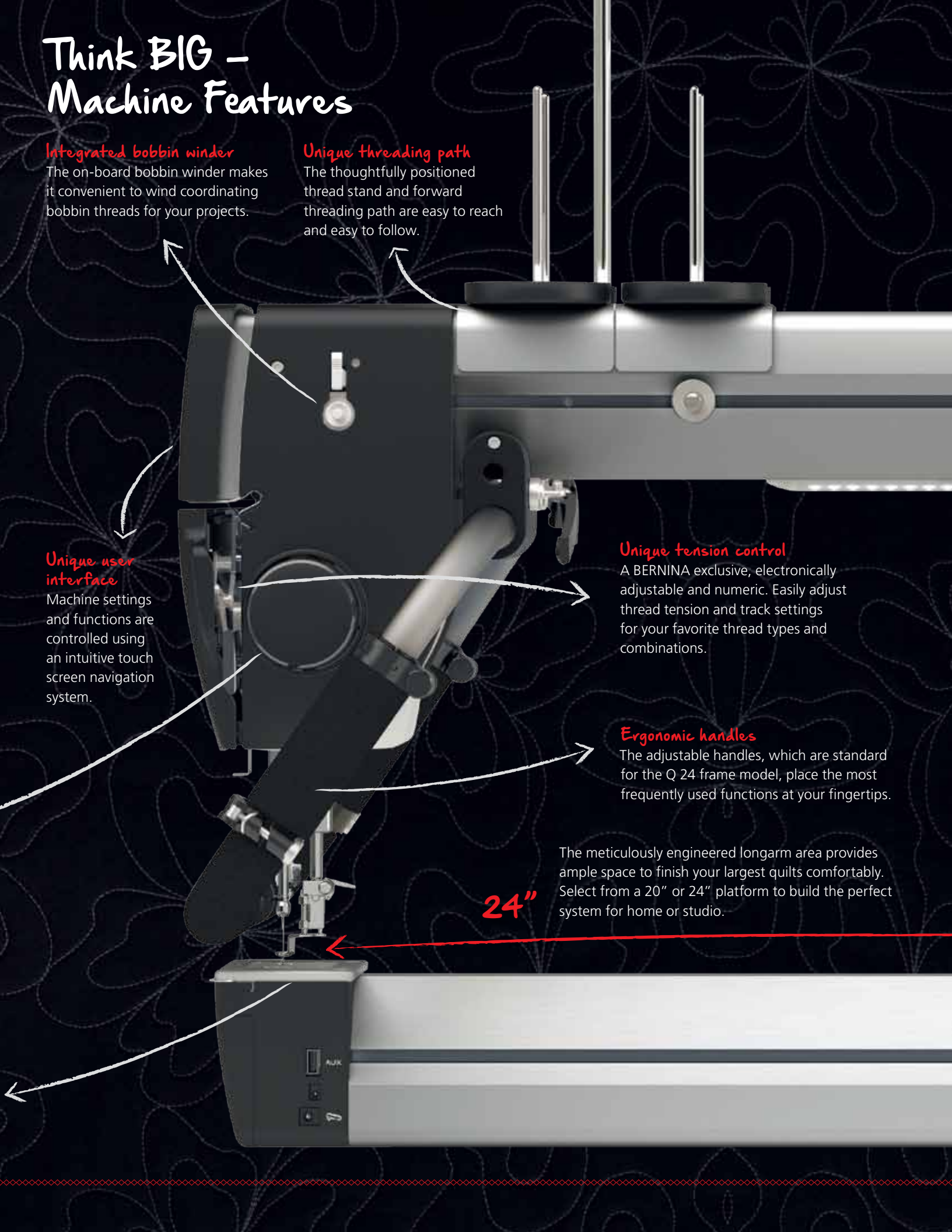
A BERNINA exclusive, electronically adjustable and numeric. Easily adjust thread tension and track settings for your favorite thread types and combinations.

Ergonomic handles

The adjustable handles, which are standard for the Q 24 frame model, place the most frequently used functions at your fingertips.

24"

The meticulously engineered longarm area provides ample space to finish your largest quilts comfortably. Select from a 20" or 24" platform to build the perfect system for home or studio.



Speed

With 2,200 stitches per minute for hand-guided quilting, you will complete more quilts more quickly than ever.

BERNINA

Designed, engineered, and assembled in Switzerland.

Back handwheel

LED lighting

LED lighting along the length of the machine and above the needle illuminates the quilt for enhanced visibility.

Rear handles and screen (optional)

Edge-to-edge pantograph style quilt designs can be easily followed with the convenient rear handle system. Access control of the machine via the touch screen mounted to the back of the machine.



Uniquely BERNINA

Unique Tension Control

The BERNINA Longarm models offer the industry's only presser foot tension release for threading ease. The exclusive tension system features numeric tension settings making it very easy to use a variety of thread types with success.



Unique User Interface

BERNINA brings the best of the domestic machine world to the Longarm world with a simple to navigate color touch screen. Totally customizable, it includes useful functionalities like a stitch counter and built-in tutorial.



Unique Threading Path and Integrated Bobbin Winder

The forward position of the thread stand is easy to reach and the threading path simple to follow. The integrated bobbin winder is just one of the small details that make this machine unique.

Unique BERNINA Longarm Stitch Regulation

Both the sit-down and frame model machines keep your stitches even and consistent regardless of how simple or complex your quilt motif may be. Both longarms are equipped with two integrated BERNINA Stitch Regulators, one on each side of the stitch hole in the needle plate, to allow for very precise sensing of the machine/fabric movement.



Unique Programmable Handles

The most frequently used functions are right at your fingertips. Adjust the position of the handles for comfort, whether stitching edge-to-edge or custom motifs.

